Revision Notes.		
1. FRAME UPDATED, STOCK CODE CHANGED. NOTES UPDATED. DRAWING UPDATED TO REPRESENT ACTUAL PART.		
Checked By: M.B	Approved By: D.K	Date Released: 05/08/11

VIEW A

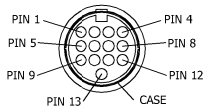

13 PIN MALE
MATING FACE

PIN #	WIRE COLOUR	DESCRIPTION
1	THIN BLACK	CAM 2 VIDEO
2	THICK WHITE	CAM 2 12V OUT
3	THIN GREEN	CAM 1 TRIGGER
4	ORANGE	CAM 2 AUDIO
5	THIN WHITE	CAM 1 VIDEO
6	THICK BLACK	CAM 1 12V OUT
7	YELLOW	CAM 2 TRIGGER
8	THIN RED	CAM 1 AUDIO
9	NO CONNECTION	N/C
10	THICK GREEN	N/C
11	SHIELD	GND (SHIELD)
12	SHIELD	GND (SHIELD)
13	THICK RED	12/24VDC
CASE	SHIELD	GND (SHIELD)

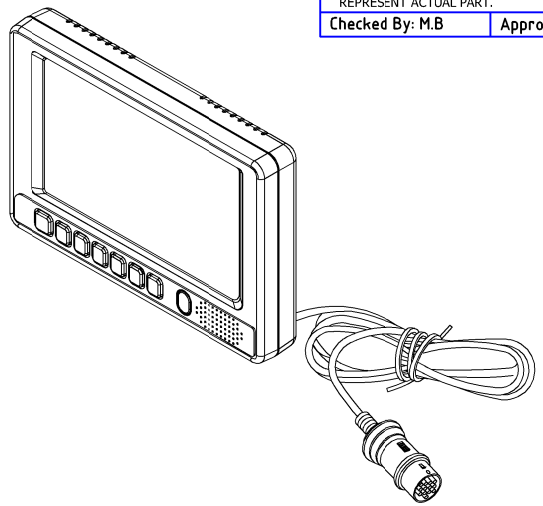

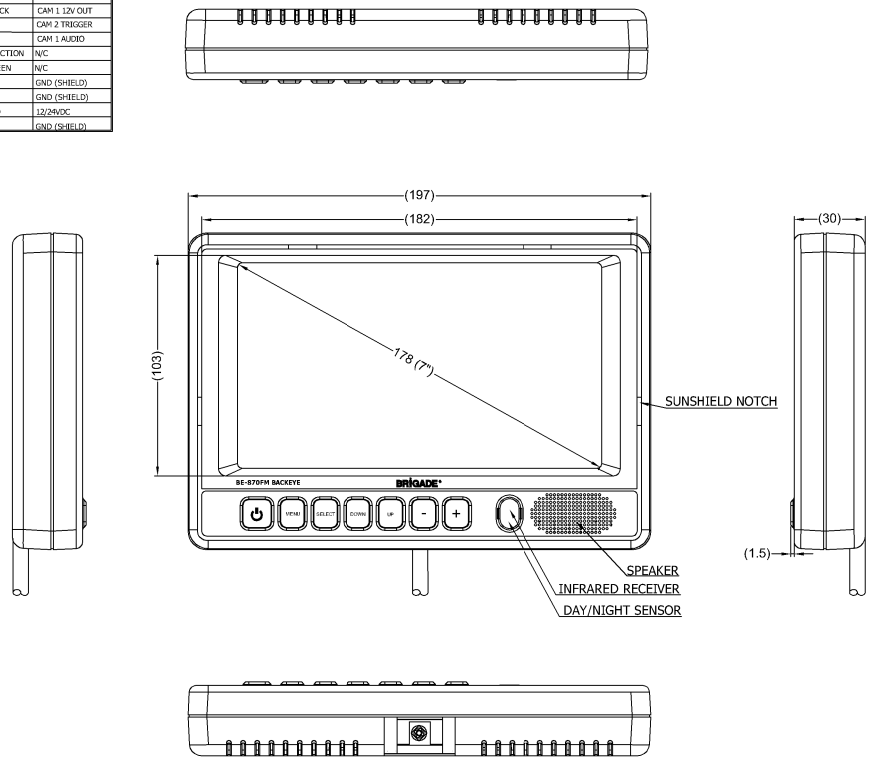

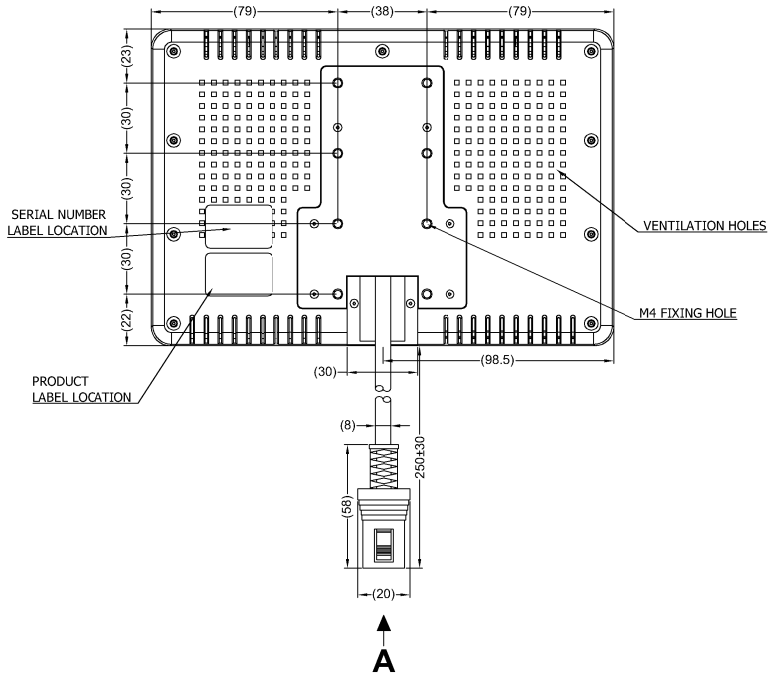

NOTES:
1. FOR SERIAL NO. LABEL REFER TO THE LASTEST REVISION OF DRAWING BE-001320-XX-11.
2. MATERIAL: ABS XR401.
3. FINISH: DARK GREY SPRAY.

PROPRIETARY NOTICE
THIS DESIGN AND TECHNICAL INFORMATION APPEARING ON THIS DRAWINGIS THE PROPERTY OF BRIGADE ELECTRONICS, AND IS DISCLOSED IN CONFIDENCE. IT IS NOT TO BE COPIED, REPRODUCED, REVEALED TO OR EXPROPRIATED BY OTHERS, EITHER IN WHOLE OR IN PART WITHOUT THE EXPRESS WRITTEN CONSENT OF BRIGADE ELECTRONICS.

BRIGADE®
www.brigade-electronics.com

Assembly Pl Approval	Approved by	Checked by	Drawn by
-	S.MATTHEWS	D.KERAI	M.BUTLER

Angle of Projection	Units	Scale	Released	Assembly Ref
Third Angle	mm	N/A	18/02/09	-

Status	
RELEASED	BE-870FM-M
Stock Code #3961	BE-000693-01-09